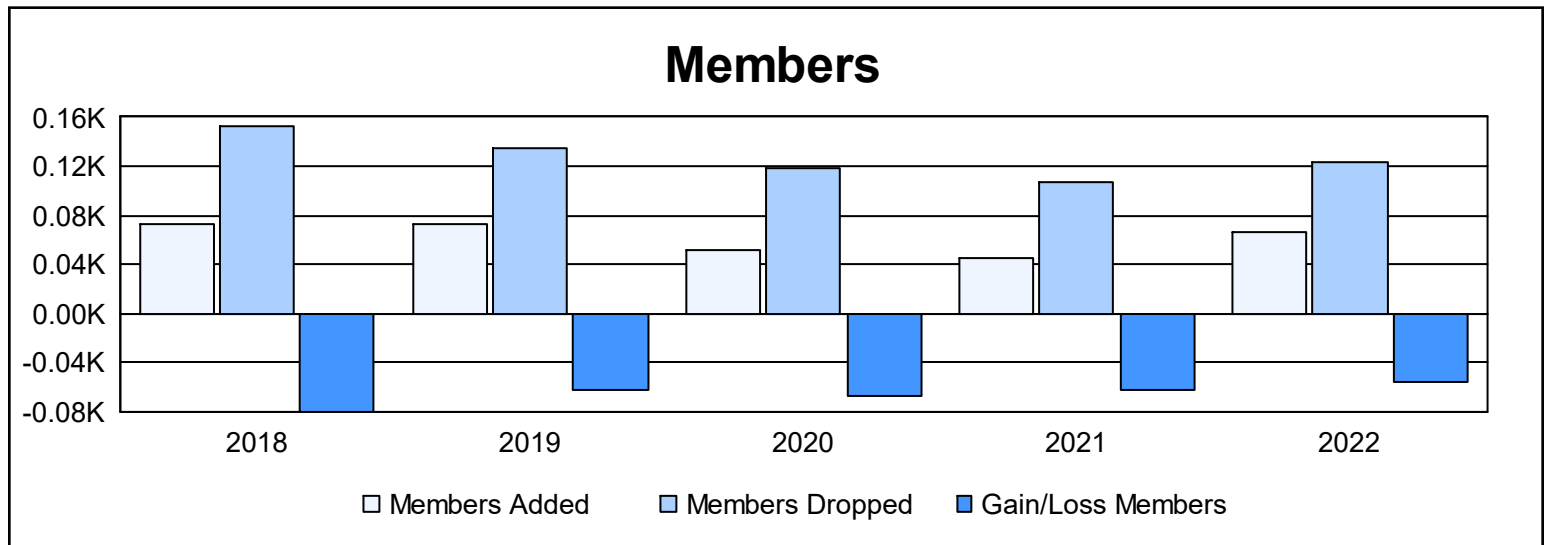
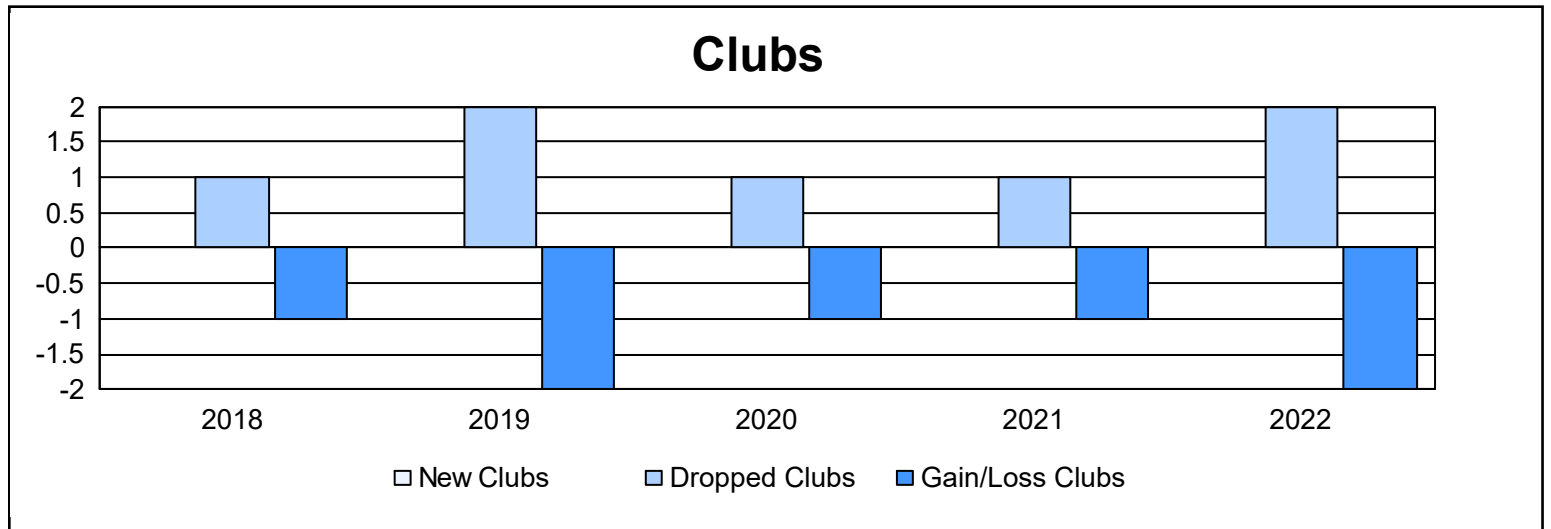
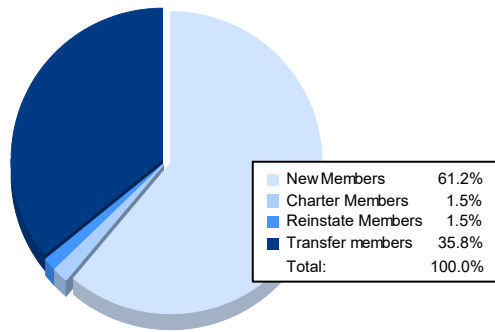


Year	New Clubs	Dropped Clubs	Gain/ Loss Clubs	New Members	Charter Members	Reinstate Members	Transfer Members	Total Member Added	Total Members Dropped	Gain/ Loss Members
2017-2018	0	1	-1	70	1	2	0	73	153	-80
2018-2019	0	2	-2	69	2	0	2	73	135	-62
2019-2020	0	1	-1	50	0	0	1	51	118	-67
2020-2021	0	1	-1	39	2	1	3	45	107	-62
2021-2022	0	2	-2	41	1	1	24	67	123	-56
<b>Average</b>	<b>0</b>	<b>1</b>	<b>-1</b>	<b>54</b>	<b>1</b>	<b>1</b>	<b>6</b>	<b>62</b>	<b>127</b>	<b>-65</b>



### Membership Composition June 2022 Cumulative



### Gender Composition June 2022 Cumulative

